

InnovationQ Plus

Search. Refine. Discover.

Accelerate your research and development work with **InnovationQ Plus**. A powerful and proprietary semantic engine that enables you to quickly identify prior art references related to the novelty or obviousness of an invention. Provide R&D professionals and their in-house or outside counsels with information to plan a course of action. Should they pursue patent applications for new technologies? Is a competitor's patent subject to a validity challenge?

Making these decisions early and evaluating ideas at conception, not only saves R&D time and money, but also reduces the risk of rejection at the patent office and gives your organization a competitive advantage.



Avoid Traditional Search Hassles

Semantic Gist is the search engine that powers InnovationQ Plus. Search a technology area without having expertise in keywords for a particular technology area. You can perform a semantic search by entering criteria in the search field one of three ways:

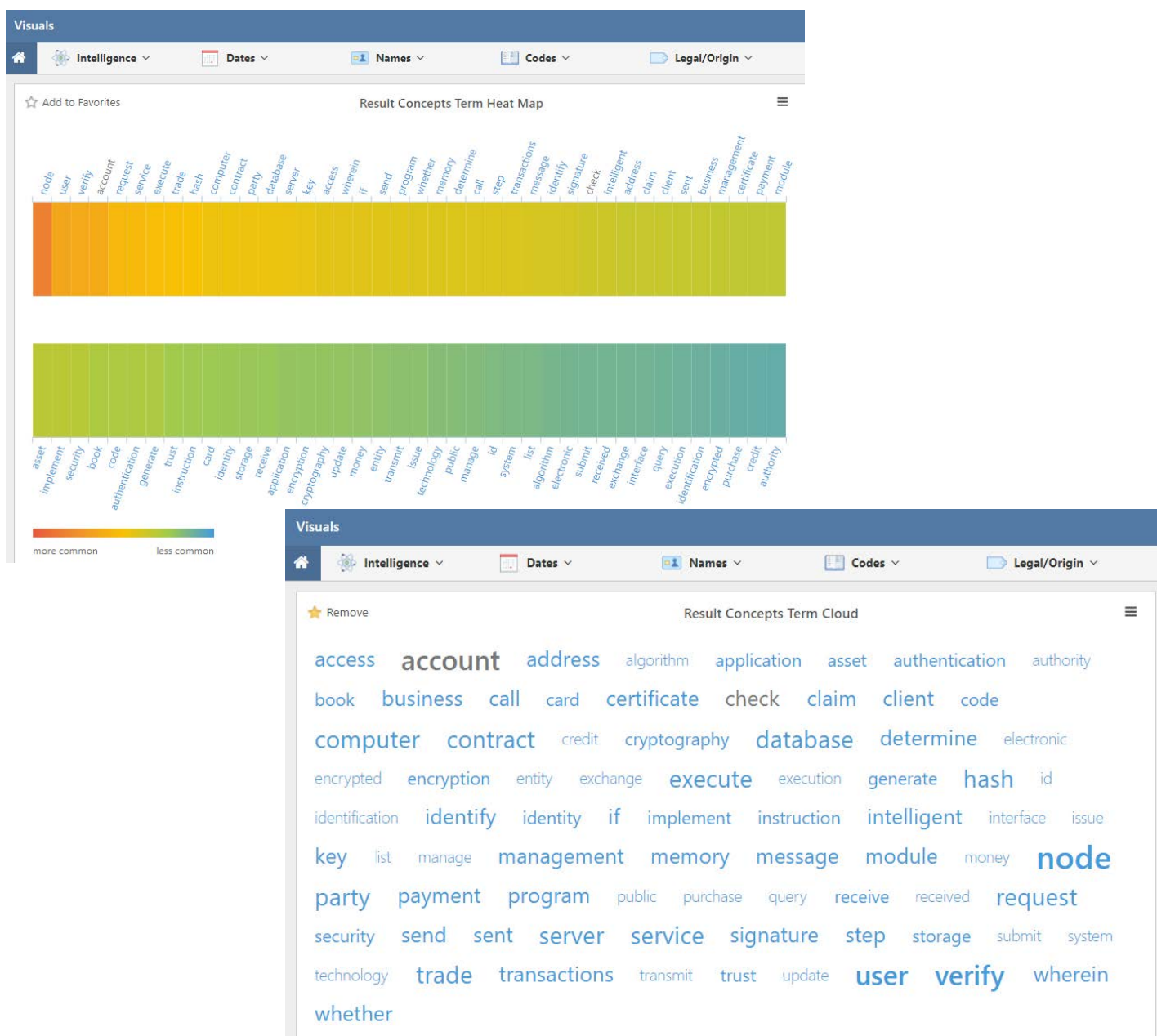
- Provide a document identifier (e.g., patent number)
- Type one or more sentences to direct a natural language query toward key inventive concepts
- Copy and paste a key excerpt of the disclosure (e.g., the first 50-100 results and or those ranked four or more stars) warrant the closest scrutiny

InnovationQ Plus's database semantically indexes over 125 million patents, patent applications, and non-patent literature (NPL) from across the world. The system ranks the results by relevance. Semantic Gist categorizes the results in a five-star relevance ranking system. This allows you to determine how close the concept entered matches patent publications.

Making Business Decisions Faster with Visuals

Gain data-backed insights that enable strategic positioning, patent mapping, innovation monetization, and identification of licensing opportunities. InnovationQ Plus allows you to analyze patent data with ease by creating your own customizable visuals dashboard.

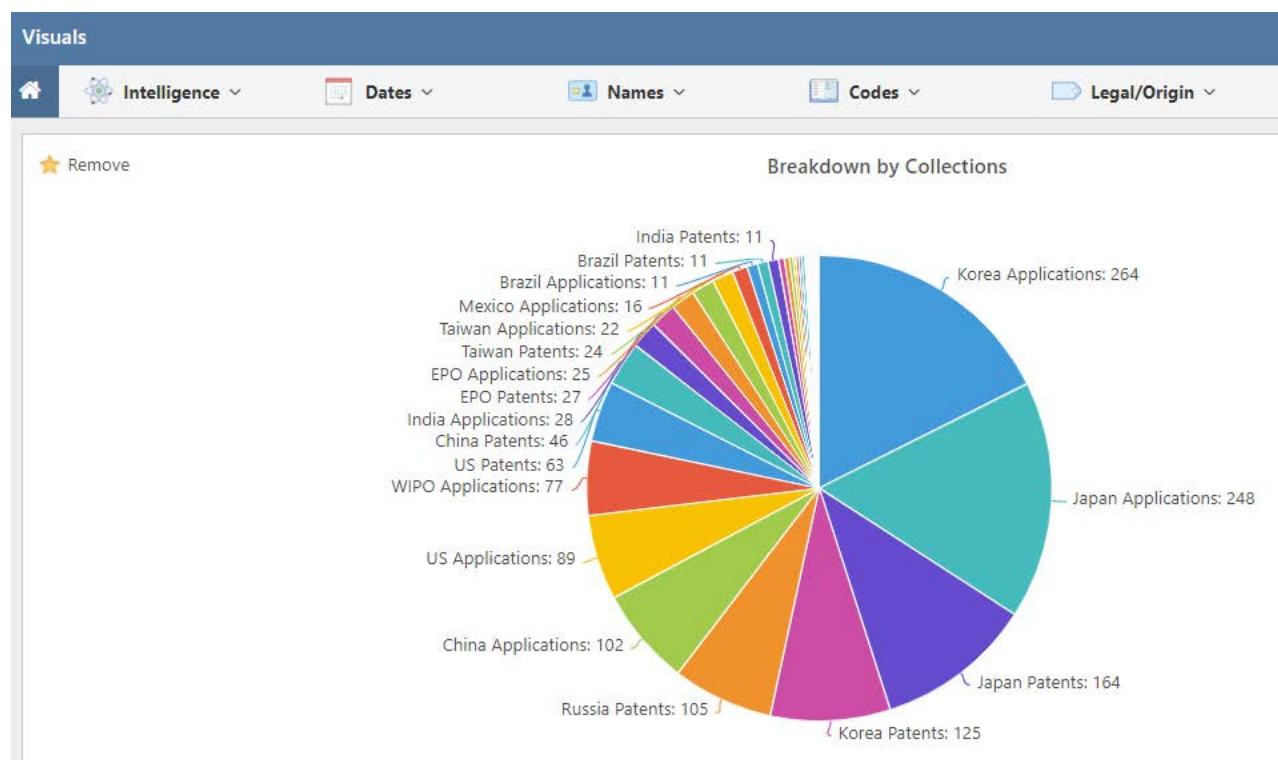
The **Results Concepts** visuals display the conceptually relevant result set terms generated by our semantic algorithms. The **Term Heat Map** and **Term Cloud** allow you to better understand the level of detail in what the Semantic Gist engine retrieves. Those terms can be used to further explore concepts. You can also identify which terms are more relevant to your search and then apply them as Concept Modifiers. This will help steer your searching by either adjusting your concept to include different terms or more terms. It provides an insight on key concept terms within your search.



Tap into One of the Largest Collections of Innovation-Relevant Information

Whether it's patent collections, non-patent literature collections or the broader World Wide Web, users expect far more of their search tools. They want to be able to search the Internet in as human a way as possible, without the need for complex and unforgiving technical operators. More to the point, users want their search engines to think about search queries in the same capacity as the human mind, so their results are more relevant and focused on the task at hand.

The InnovationQ Plus search engine is intelligent because it can learn from all the patent and NPL content being indexed. Historically, traditional search algorithms were designed to search on a limited dataset based on a list of rules for logical operations to analyze them and produce results through inference. However, the intelligent machine learning systems of today such as InnovationQ Plus can now detect significant patterns by examining massive datasets. It can discover meaning in these patterns by applying statistical analyses, allowing it to calculate the relevance of a search result to the likely intent behind a user's query.



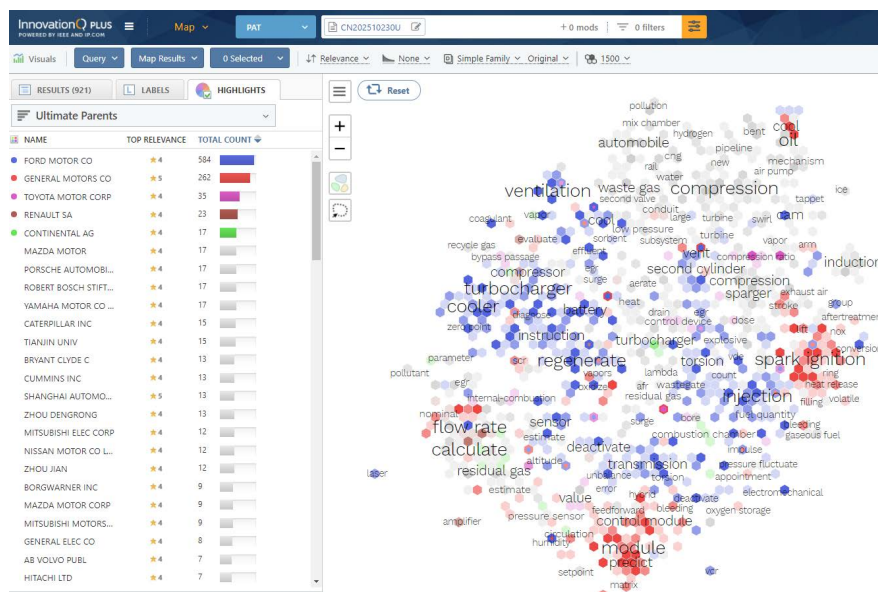
InnovationQ Plus can search patent documents from the world's major patent-issuing authorities, including in the United States, Europe, China, Japan, South Korea, Germany, Australia, the World IP Organization, and more.

Utilizing the Semantic Map to Review the Competitive Landscape and Help Identify Whitespace

The InnovationQ Plus **semantic mapping** feature is a visualization of the documents in the result set of a query or a portfolio of documents. It displays terms based on their conceptual relationship (indicated by their closeness or proximity to each other), as well as their importance or frequency in the result set (indicated by their size). Individual documents appear as dots on the map for review, and the map may be generated based on patents and applications, non-patent literature, such as IP.com's own **Prior Art Database** (as well as IEEE databases in InnovationQ Plus), or a mix of both types of disclosures.

The highlighting feature presents a view of where your inventions fall in the broader landscape. It also highlights any competitors or current assignees of interest for comparison. The map identifies whitespace in a competitive landscape that may present opportunities for investment and technical development. Viewing current assignees' disclosures across the competitive landscape can also help identify licensing potential for your inventions, determine when to consider licensing technology from others, and track targets for cross-licensing agreements. You can collapse the result set by simple patent family or application number, and the system accordingly modifies the map.

Our **Semantic Map** supports several advanced functions to aid both query modification and targeted portfolio generation. By selecting a specific area of the semantic map, InnovationQ Plus will change the documents that are presented in the Results Tab to match that selection. R&D professionals, business managers, and patent professionals can generate targeted portfolios of patents for review within the Analytics Mode, Discover Mode or directly on the map. Conveniently, you can also use portions of the map as concept modifiers to a query.



To share your findings in a presentation or perform an off-line analysis of the data within spreadsheets, you can **easily generate reports** and exports from InnovationQ. With a few simple clicks, you can generate a PowerPoint presentation or PDF report that addresses, filing trends, priority trends, CPC categorization, CPC subclass by enforceability status, and many other metrics. Export data to Microsoft Excel or a .CSV file, including advanced field customizations for dozens of items, including, but not limited to, forward and backward citation counts, cited and citing references, CPC categorizations, and raw semantic relevancy scores.



Enter Email Contact Here



Enter Web Address Here